

The Kitsap Quilter

Next Meeting:

Tuesday, October 26, 2010 7:00 pm



OCTOBER 2010

VOL. 27 ISSUE 2

INSIDE THIS EDITION:

Co-President's Report	1
2011 Raffle Quilt.....	1
Treasurer's Report.....	2
Kitsap Quilters' Guild General Meeting	3
Mystery Holiday Table Runner or Skinny Quilt.....	4
Board Members & Committee Chairs	6
Challenge Quilt 2011.....	7
Small Groups	7
Membership	8
Toys Wrapped in Quilts	8
Quilt Show Committee	8
Library News	9
In-House Quilt	9
Hospice Quilts	9
KQ Class Schedule	10
Fall Retreat	11
Quilt Show Report.....	12
October Fabric Exchange	12
6 1/2" Christmas Block Exchange.....	13
12" Christmas Block Exchange.....	13
Sunshine & Shadows	14
Resources for You	15
Coming Soon - Fun Events	16



A MESSAGE FROM YOUR CO-PRESIDENTS:

AMY CONSTANT & SUZANNE MARTIN

Happy fall to all! As the seasons change with the evidence of gold, amber, and magenta tones taking over, our energies turn to inside activities and quilting projects. What a great way to ward off the winter blues! The quilt show is only four months away (eek!) so full steam ahead on getting those masterpieces finished, the challenge projects of Celebration, the mystery table runner, and of course, the Christmas projects...the fun never ends. We are still looking for both an education chairman to arrange sign-ups for the upcoming classes, and for a vice-president responsible for scheduling the speakers for our next year's programs. These two positions can overlap, and a team to work on both areas might be the way to go. Please consider participating in this vital and stimulating aspect of the guild. Otherwise we may have to rethink what it is that members want from the guild experience. Also, look over the proposed budget for the coming year so we can discuss it at the October meeting. We look forward to seeing everyone.

2011 Raffle Quilt

We are eagerly hoping to see the finished quilt at the October meeting. The tickets for each member will be available, and hopefully some photos for anyone who wants one; it does make it easier to sell tickets if people can see what it looks like! We will also need members to sign up for upcoming sale locations in the area.

Kitsap Quilters was established to foster and encourage the art of quilting, both in its traditional approach and its contemporary adaptation, to bring together those who love the art form and to share the art form with the community.

KITSAP QUILTERS PROPOSED BUDGET 9/1/2010 TO 8/31/2011

INCOME

Education	\$ 7000.00
Guilt Auction net	\$ 600.00
Interest Income	\$ 10.00
Membership Dues	\$ 5000.00
Newsletter Advertising	\$ 200.00
Quilt Show Income	\$12,500.00
Raffle Quilt 2011	\$ 5000.00
Retreats	\$15,000.00
Misc. income (pins, fabric)	\$ 1200.00
TOTAL INCOME	\$46,510.00

EXPENSES

Administrative	
Insurance	\$ 325.00
Printing, postage, supplies	\$ 300.00
Post office box	\$ 44.00
Website maintenance	\$ 50.00
Misc expense	\$ 250.00
APWQ Membership	\$ 250.00
Doll quilts	\$ 100.00
Door prizes	\$ 250.00
Education	\$ 7000.00
Gadget library	\$ 100.00
Historian(this year)	\$ 200.00
In-House quilt	\$ 200.00
Kitsap cuddles quilts	\$ 400.00
Library	\$ 300.00
Newsletter	\$ 700.00
Programs	\$ 7971.00
Quilt show expenses	\$ 7000.00
Raffle quilt 2012(fabric and tickets)	\$ 650.00
Rent—church and storage unit	\$ 3260.00
Retreats	\$15,000.00
Scholarship	\$ 1525.00
Sunshine	\$ 35.00
Quilt show 2012(deposit)	\$ 600.00
TOTAL EXPENSES	\$46,510.00

KITSAP QUILTER'S GUILD GENERAL MEETING

September 28, 2010—7 p.m.

First Lutheran Church, Poulsbo, WA.

Co-presidents Amy Constant and Suzanne Martin called the meeting to order. Two new members and five guests were introduced. The minutes from the August 24 meeting were approved as published in the September newsletter.

Committee Reports:

Quilt Show: Chair Amy Constant reported the committee is in need of more volunteers for the committee. The next committee meeting will be October 21 at 5:30 p.m. at Heirloom Quilts. Bookmarks advertising the show are available for guild members to pick up and share wherever they go.

Education: There is a waiting list for Janet Fogg's class in October. There is still space available for Susan Purney Mark's class on 3D Fabric Collage and Boxes November 17. We need 15 to register to keep the class. A new Education chair is still needed.

Kitsap Cuddles: Jan Oelschlager read a thank you note from Harrison Hospital. Kits are always available.

Challenge Quilt: Jan King again presented the requirements for the next challenge quilt for next year's quilt show, with the theme of "Celebration" due at the January meeting.

Fabric Exchange: Carol Wood and Maggie McGee gave away Christmas fabric bundles to two winners: Linda Melcher and Karen O'Grady. Next month is National Sleep-In Day and the fabric exchange will be flannel. Carol and Maggie also introduced the Christmas block exchange. In addition to the usual 6 ½" blocks as in years past, they also presented a 12 ½" block exchange, making 12 blocks using at least 2 of the 5 coordinated fabrics shown.

Historian: Lillian Asher asked that if anyone has magazine or newspaper articles about the guild and its events, they make copies and give them to Lillian.

In House Quilt: Lillian Asher is retiring and needs someone to adopt this position. Quilt #4 will be drawn at the October meeting. Quilt #5 is ready to be quilted by Bobby Wodtli. Lillian also announced that Westsound Quilters has their raffle quilt at the meeting and will be selling tickets at the break. Their raffle will be after their show in October.

Gadget Library: Marybeth O'Halloran presented several new items available for checkout.

Library: Cheryl McCurdy presented several new books and donations to the Library.

Doll Quilts: Carolyn Knivila offered a challenge of making 300 quilts for stuffed animals and dolls. Size can range from 10 ½" up to 26" square. If you would like to help wrap and deliver completed sets, please see Carolyn.

Fall Retreat: Donna Endreson announced there is still space available for the fall retreat November 10 through 14 at Seabeck. See Donna to register.

2011 Raffle Quilt: Tickets are available at the meeting. The quilt will be available to view at the October meeting. Help is needed to sell tickets on October 16 at Quilted Strait for 2 or 4 hour shifts. The 2012 raffle quilt idea was presented (which will be appliquéd flower baskets with a flower border).

Mystery Table Runner: Lori Bevan presented step 2 of the holiday mystery runner. Only 50 copies of the step were available at the meeting. It will also be available on the website and in the next newsletter.

Other Announcements:

Christmas Stockings: Bonnie Isaacs announced patterns are available for making Christmas Stockings for servicemen at the back table. Deadline is mid November.

Purdy Prison Trip: If you are still interested in attending the Purdy Open House on October 27, please contact Norma Tipton.

American Sewing Guild: Gay Fawcett announced their doll raffle with outfits, which will benefit the American Sewing Guild education program.

Kingston Quilts: The new owners of Kingston Quilts, Cindy and Kathy Canderle, were introduced to the guild.

Co-president Announcements: If you would like to place an ad for anything quilt and sewing related in the guild's newsletter, contact Elaine Kaare. The cost is \$5 per ad. Kitsap and Olympic Peninsula Stash Dash is October 1 through 3 at seven participating stores. Guild positions available are Vice President, Education, Nominating Committee, Auditor and In-House quilts. Their duties were briefly described. Members were urged to participate in any one of many charity projects presented.

Founding Members Honored: Since this is the 25th anniversary year of Kitsap Quilters Guild, founding members were honored with specially designed pins. These members are Geri Vondersmith, Maureen Niramatsu, Margaret Mathisson, Donna Endreson, Evelyn Bright, Sharon Burr, Norma Tipton, Betty Major, Betty Wett, Wendy Egilson and Agnes Weiss. Pins are also available for purchase at \$5.00 each. See Linda Moran.

Show-n-tell: Many beautiful quilts were presented for show and tell

Program after break: Three guild members, Mary Ann Hooker, Jaxine Anderson and Andrea Rudman, and their quilts were showcased for tonight's program.

Raffle prizes were won by many. The meeting was adjourned.

Respectfully submitted by Barb Gabriel.

Attached are the instructions for Step 2 of the Mystery Quilt. It is two pages.
 I hope you're all enjoying the Mystery Holiday Table Runner (or Skinny Quilt) Project. The instructions are simple to follow and suitable for beginners and advanced quilters alike. The project doesn't take much fabric or much time so give it a try. If you like the first one you make, maybe you'll have time to make a few more for Holiday gifts. Have fun and keep quilting! Laurie Bevan, 360-830-4659.

Mystery Holiday Table Runner or Skinny Quilt Step 2 of 3

Materials

5/8 yard of theme print
 5/8 yard of coordinating dark fabric
 3/8 yard of coordinating light fabric
 1/4 yard of coordinating medium fabric
 1 3/4 yards of fabric for backing
 Batting (size to be given later)

Cutting

All strips are cut across the width of the fabric.

From the theme print, cut:

1 strip, 19 5/8" x 42"; crosscut into 1 square, 19 5/8" x 19 5/8"; set aside for Step 3 of 3
 From remainder of strip, cut:
 2 squares, 10 1/8" x 10 1/8"; set aside for Step 3 of 3
 3 squares, 4 1/2" x 4 1/2"

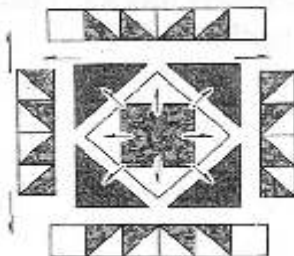
From the light fabric, cut:

1 strip, 3 3/4" x 42"; crosscut 6 squares, 3 3/4" x 3 3/4".
 Cut each square once diagonally to make 12 half-square triangles.
 1 strip, 2 1/2" x 42"; crosscut into 12 squares, 2 1/2" x 2 1/2"

From the dark fabric, cut:

1 strip, 4 7/8" x 42"; crosscut into 6 squares, 4 7/8" x 4 7/8". *There will be additional cutting from this fabric in Step 3 of 3.*
 Cut each square once diagonally to make 12 half-square triangles.
 4 strips, 1" x 42"; crosscut into 6 pieces, 1" x 12 1/2" and 6 pieces, 1" x 13 1/2"

Assembling the Blocks



1. Sew the 3 3/4" light half-square triangles to each side of the 4 1/2" theme print squares. Press the seams toward the light fabric.
2. Sew the 4 7/8" dark half-square triangles to each side of the squares you made in the previous step. Press the seams toward the dark fabric.

OVER


"Family Reunion" from the book "Merry Christmas Quilts" copyright 2005.
 Permission granted by Martingale Company for one time use. Do NOT photocopy!

3. Sew four of the triangle square units you made in Step 1 of 3 (previous set of instructions) together as shown. Press according to the arrows. Make 6 of these units.

4. Sew four of the triangle square units you made in Step 1 of 3 (previous set of instructions) and four of the 2 1/2" light squares together as shown. Press according to the arrows. Make 6 of these units.

5. Sew a unit from step 3 to each side of the squares from step 2. Press toward the strips. Sew a unit from step 4 to the remaining sides of the squares. Press toward the strips.

6. Sew a 1" x 12 1/2" dark piece to opposite sides of the blocks from step 5. Press toward the dark piece. Sew a 1" x 13 1/2" dark piece to the remaining sides of the blocks. Press toward the dark piece.



Now you've finished three gorgeous blocks. You've got to wait until next month to see how they sew together.

"Family Reunion" from the book "Merry Christmas Quilts" copyright 2005.
Permission granted by Martingale & Company for one time use.
Do NOT Photocopy!

KITSAP QUILTERS GUILD
Board Members and Committee Chairs
2010-2011

Executive Board Members:

Co-Presidents:
 Amy Constant.....360.779.5404
 Suzanne Martin...360.394.1841
 Vice President: Vacancy
 Secretary:
 Barb Gabriel.....360.377.0923
 Treasurer:
 Cheri Penttila.....360.437.8144



Please remember to update the Secretary with any changes to your phone number, email address or your mailing address for our roster. This is very important when it comes to contacting you. The newsletter editor sends a message via email to let you know when the newsletter has been posted to the web site by Bobbi Wodtli.
 Thank you.....

Committee Chair people:

Kitsap Cuddles	Vicki White	360.779.1408
Challenge 2011	Jan King.....	360.779.3760
Christmas Blocks	Carol Wood	360.638.1581
	Maggie Magee.....	360.638.0494
Doll Quilts	Carolyn Knivila	360.697.3420
Education	Vacant	
Fabric Exchange	Carol Wood	360.638.1581
	Maggie Magee.....	360.638.0494
Gadget Library	Mary Beth O'Halloran	206.842.4965
Guilt Auction	Bonnie Isaacs	360.638.1609
	Lynn Hix	360.638.0420
Historian	Lillian Asher	360.337.2521
Hospice Quilts	Sheila Wagner	360.308.0650
Hospitality	CarolAnn Jackson	360.692.6628
	Peggy Kent.....	360.434.8762
In-House Quilt Librarian	Vacant	
	Cheryl McCurdy.....	360.394.4426
	Florence Debely.....	360.779.2946
Membership	Lisa Jowise	206.780.5712
Newsletter Editor	Elaine Kaare	360.301.4702
Quilt Show 2011	Amy Constant	360.779.5404
Raffle Quilt 2012	Sheri Lott	206.842.6066
Raffle Tickets 2011	Suzanne Martin	360.394.1841
Retreat – Fall	Leslie Brown	360.297.3370
	Donna Endresen	360.779.9393
Retreat – Spring	Barb Wright.....	360.692.0511
	Jan Larson.....	360.692.3026
Scholarship	Elleen Veals.....	360.779.3861
Small Groups	Lois Snyder	206.265.3223
Sunshine	Deanie Willman	206.842.5991
Web Site	Bobbi Wodtli.....	360.297.3754



CHALLENGE QUILT 2011 - CELEBRATION!

**Coordinator: Jan King, jkingdom@comcast.net, 360-779-3760 and
Sylvia Schulte, coordinator backup, 360-697-1237**


The topic of Celebration was chosen to honor Kitsap Quilter's 25th anniversary. Your quilt can be anything concrete or abstract that means "celebration" to you (holidays, birthdays, anniversaries, picnics, graduations, births, getting a job, quitting a habit, etc., etc.)

Requirements:

1. Size must be 12" x 14" vertical orientation.
2. You will be provided a piece of silver fabric which must be used in your quilt in some recognizable way. After all, it is our Silver Anniversary! (You don't have to use the whole piece and if you need more of it, contact Jan (360.779.3760).
3. You must try a technique that is new to you with this quilt. Techniques can be as varied as fabric inking/dyeing, embellishments, hand or machine quilting designs, applique', quilt patterns, color combinations, using buttons or whatever stretches your creativity and skills in a new direction. Describe your technique on a white 3"x5" card, paper-clipped to your quilt.
4. It will be due at the meeting on January 25, 2011.

SMALL GROUPS

By Lois Snyder



DAY GROUPS

Sewing with Cynthia – Every Wednesday from 11am – 2 pm. Location: Kingston Quilt Shop. Leader Cynthia Keim ckeimquilt@gmail.com

Appliqué and Hand Quilting – Bring your hand work and enjoy the company of other quilters. Meets 1st and 3rd Thursdays from 11 am to 2 pm. Contact Jaxine Anderson 360-930-0850.

EVENING GROUPS

Appliqué Society – Cancelled...no longer meeting.

First Presbyterian Church in Silverdale – The purpose of this group is to quilt for charity. Fabric will be provided. They meet the 2nd Thursday of each month from 6-9 pm. Contact Carolyn Knivila 360-697-3420.

Wyatt House – Meets 1st Thursday of the month from 7-9 pm at Wyatt House on Bainbridge Island. Contact Carol Winston at 206-842-0535

Marybeth's Group – Join Marybeth O'Halloran in her home studio on Bainbridge – her studio has several sewing machines plus plenty of space to set up yours. The members do fast and easy piecing and love to look at vintage quilts. Bonus – you can try out anything from the guild's gadget library or Marybeth's collection. Group meets Wednesday evenings from 7-9 pm. Contact Marybeth at 206-842-4979/studio or 206-842-4965/home.


Please let me know if there are any additional dates and times for open quilting that may have been missed. If you have a specific interest for a small group, please let me know. Lois Snyder 425-882-8634 or 206-265-3223 (cell) OR

snyderinpoulsbo@yahoo.com

MEMBERSHIP

Contact: Lisa Jowise at 206-780-5712 or petejowise@comcast.net

It is easy to join Kitsap Quilters. Download the membership form from our website and mail it to Lisa Jowise at the address listed on the form along with a check for \$24.00 (unless you are over 80 years of age and been a member for 5 years, then it is free but send the form anyway). We can't wait to see you at our meetings!



Thanks to everyone who mailed their memberships or brought their form with the exact cash or check! It went much better that way. You still have time to get your membership mailed to me. I create the roster and have it printed by mid-November. I love this time of year, I get so much mail!

TOYS WRAPPED IN QUILTS

by Carolyn Knivila

(Phone: 697-3420 or tk@wavecable.com)

Thank you to Eileen Veals for volunteering to help with the wrapping and distributing of toys. Thanks to the members who turned in 27 quilts and several toys at the last meeting. To reach our goal of 300 quilt wrapped toys, we need a lot more quilts. We would like to deliver 50 or more by the end of October. Please contact me if you can help us meet these goals.

QUILT SHOW COMMITTEE

by Amy Constant

(Phone: 360-779-5404 or asconstant@wavecable.com)

Next meeting is scheduled for October 21st at 5:30 at Heirloom Quilts in Poulsbo. Everyone is welcome!

25th Anniversary Celebration!

At the September meeting, we had the wonderful opportunity to thank our founding members with a special 25th Anniversary Kitsap Quilter's lapel pin. It was 25 years ago that they set out on the adventure of forming a quilt guild and look what they've provided for us.

Thank you again to:

Evelyn Bright, Sharon Burrer, Elaine Collum, Donna Endreson, Laurie Watson, Geri Vondersmith, Maureen Nirimatsu (the first Guild President), Pat Verd, Margaret Mathisson, Sharon Ewald, Helen Heins, Wendy Egilson, Jan Larson, Betty Wett, Betty Major (the first Guild Secretary).

We apologize if we've missed anyone, if there are any changes and/or corrections please contact me!



Library News

by Cheryl McCurdy and Florence Debley

mccurdy.cheryl@gmail.com (360) 394-4426

fadebely@embarqmail.com (360) 779-2946

The Library is introducing two new books this month. **Skippy Quilts & Table Runners II** has delightful ideas for wall hangings, in addition to table runner designs. It's not too late to make any of these patterns for Christmas presents.

Carla Alexander's **Color Shuffle** is a real treat! I saw all the quilts in person last January at a quilt retreat, where Carla teaches, in Oregon. At the time, Carla showed attendees prototypes of rulers she was designing that make cutting fabric for her quilts a cinch. The rulers are now available at some quilt stores, or on Carla's website: saginawstreetquilts.com.

The Books Overdue list last month generated very few returns. If you think you have a book that you checked out 6 months ago or more, please stop by the tables and check the Overdue List.



HOSPICE QUILTS NEEDED

by Sheila Wagner (360)308-0650
and Julie Burdette

Many thanks to the people who donated seven quilts at the meeting on Tuesday. When I took them to the Hospice facility they were more than thrilled. They were completely out of quilts and they said the patients and families are so appreciative when they receive one. They have many new patients every month, and they would like for every patient and family to be able to have a quilt.

I will have fabric at the next meeting for anyone to use in a quilt for Hospice. We also have long arm quilters who have generously offered their talents to do the quilting for the Hospice quilts. Now that gardening chores are winding down, maybe you can find time to donate a quilt to those seriously ill people and their families. Any size lap quilt would be greatly appreciated. Let us know if you have any questions.



IN HOUSE QUILT #4

by Lillian Asher

Quilt #4 will have its new owner's name drawn at the October meeting. The one requirement will be the winner registers and enters the quilt in the February quilt show.

The workshop to sew the binding on Quilt #5 will be announced later but before the February quilt show.

**DO YOUR ORGANIZATIONAL SKILLS NEED SOME EXERCISING? HERE IS YOUR ANSWER!
THE IN-HOUSE PROJECT NEEDS A NEW CHAIRMAN. IT NEEDS YOU!**

KITSAP QUILTERS CLASS SCHEDULE

by Carol Olsen

(carolroi@comcast.net or 206-780-0379)



Desperately Seeking Education Chair!!

If we want to continue to have classes, someone will need to step up and take over the Education Chair for this year.

Forming a new surface design group for our side of the water.

I am interested in starting a small group devoted to exploring surface design techniques – dyeing, painting, stamping, stenciling and any other kinds of things one can do to create unique fabrics. This will be a hands-on group initially meeting in my studio on Bainbridge. Please contact me, Carol Olsen, if you are interested in joining.

UPCOMING WORKSHOPS Contact Carol Olsen at carolroi@comcast.net or 206-780-0379

November is a class with Susan Purney Mark in Three Dimensional Collage -- Boxes and Bowls. This looks like a lot of fun and you will take home a finished project. Cost is \$45 and is on November 17th. For more class information, see the website or contact me, Carol Olsen.

October 27 & 28, 2010 **Janet Fogg** Unexpected Combinations, two days, \$110 for both days

November 17, 2010 **Susan Purney Mark** Fabric Collage Boxes and Bowls -- \$45

Please send checks made to Kitsap Quilters to Carol Olsen, 8717 Potlatch Ave NE, Bainbridge Island, WA 98110. Snail mail is the best way to sign up.

All classes held at the Poulsbo Library, starting at 9:30. This is a price change reflecting the cost of the teachers and the library rental costs.

WORKSHOP POLICY

Class registration can be completed at guild meetings or by mail. If you choose to mail your form - fill out the form (***found on the web site***) and **mail it to:** Cheri Pentilla

Mail payment made out to Kitsap Quilters for the workshop to Kitsap Quilters Attn: Sylvia Schulte PO Box 714, Poulsbo, WA 98370. All classes are held at the Poulsbo Library (bottom level) from 9:30 a.m. to 4 p.m., unless otherwise noted.

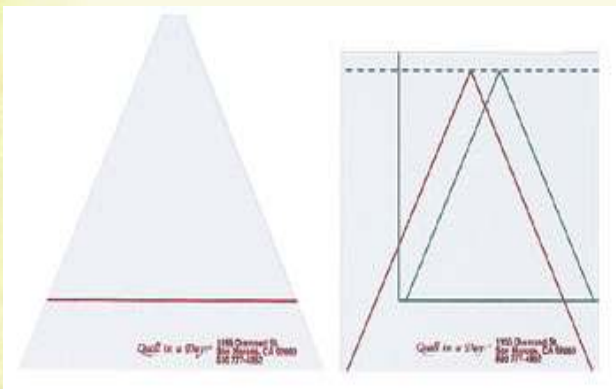
Class set-up begins at 9:30 a.m. -- Class starts at 10 a.m. -- Class ends at 4 p.m. (classroom clean-up begins about 3:50 p.m.) Lunch time is set by each individual teacher and is usually one hour. Lunch can be a sack lunch or enjoy your new friends and eat out for a real treat!

Kitsap Regional Library: Poulsbo Library www.krl.org
700 NE Lincoln Road, Poulsbo, WA 98370 (360) 779-2915

GADGET LIBRARY

By *Marybeth O'Hallaran*
marybeth@whitelotusquilting.com

New to the gadget library this month: Eleanor Burns' 'Triangle in Square' ruler, a real gem that my quilt making 101 students at Esther's just play-tested for me. In their opinion it's the easiest way to make the triangle-in-square unit that appears in radiant star blocks featured in quilts like the Tennessee Waltz. And in the small group I sponsor, we're doing two different blocks of the month, including one called the 'Beige Behemoth' (which you can work in any color) which I'm showcasing in my blog as I make progress on the individual blocks (see <http://whitelotusquilting.wordpress.com/> for details).



My goal is to use as many tools from our gadget library as I can on this to construct the blocks. If you can't come to the small group but want to join, just quilt along with us, a block at a time, at home, and if you have any questions, just find me at the guild meeting with the gadget library and ask away.

By next fall we'll all have quilts to share and compare at the guild! Happy sewing all!

KITSAP QUILTERS FALL RETREAT 2010 Seabeck, WA

☑ **Dates:** November 10 –14
(Wednesday—Sunday)

☎ **Contact:** Donna Endresen
360-779-9393 for more information

Rates:

- ♥ Full Time Inn and Annex \$239.00
- ♥ Part Time Inn and Annex \$139.00
- ♥ Full Time Madrona \$201.00
- ♥ Part Time Madrona \$117.00

Jan King

(360)779-3760

Koala Sewing Cabinet & Chair for Sale

Two drawers, comes with Plexiglas inserts for Pfaff & Brother sewing machines.

Price: \$400

Size:

55" x 20"
opens to 55" x 40"

Color: Teak

jkingdom@comcast.net

QUILT SHOW REPORT

by Amy Constant,
asconstant@wavecable.com
(360)710-2427

We still have lots of opportunities for people to help with committees for the quilt show. As mentioned last month we have large signs, decorations/props and silent auction.

Decorations/Props: This committee will locate and display the items that are tucked into the corners and at the end of the rows to help fill in empty holes. It requires just a few meetings if there are a couple of people working together to determine what props might be used and where the items will be borrowed from. This committee would then setup the props at the show and collect them at the end of the show. There is a notebook with pictures of last year's props for ideas.

Gift Basket Raffle: This committee is in charge of items that have been donated to the guild to be sold as a money maker for the guild. Last year we had the Dear Jane quilt, the blue and gold star lap quilt, 2 old quilt tops and a large basket of fabric that had been donated which were all used as Silent Auction raffle items. It doesn't take a lot of extra time, but it is a vital committee for the show. If we don't have items donated, the committee may need to make a few inquires to obtain some donations (ideas and suggestions are available).

Large Signs: This committee is a very important committee and doesn't require a large time commitment. There are 3 or 4 larger signs which are put up a week to two weeks before the show to promote the show. The committee would need to make sure the reservations are made so the signs can be displayed and then put them up. A notebook is available to provide direction from previous years.

Amy's Friend: Prior to last year's meeting, I asked for a friend and Jaxine Anderson answered the call. She was a wonderful help at last year's show. However, she is unable to continue in this position because she has taken on the Registration Committee for this year. It won't require too much from my new friend, but it will be a stepping stone for her. The goal for my friend would be to take over the Quilt Show Chair for the 2012 show.

Of course we have space available on any of the other quilt show committees if you would like to participate. It is always good to have a back up.

October Fabric Exchange: Celebrating National Sleep-in Day, October 26!

by *The Somnambulistic Sisters: Maggie Magee and Carol Wood, Chairmen*

We sincerely hope that this won't be alarming news, when it rings don't get up—just hit the snooze!

Observe this day most special and fine, and tell yourselves: Nix rise and shine.

On this day one can doze without remorse, because it's National Sleep-in day, of course!

So in further observance of this very fine day, in cozy warm jammies is where you can stay.

Now it's time to wake up! This month's exchange will be cotton flannel fabrics—any color, solids, plaids, prints and plain. Each fat (18" x 22") and thin (9" x 42") quarter will count as one chance to be armed with nice warm fabric suitable for making quilts to ward off winter's chill.

The Ever Popular Kitsap Quilters' Christmas Block Exchange Sign up started at the September meeting and is ongoing



Fourteen members have already signed up and we've received 5 finished sets thus far.

Make fifteen of the same (sixteen if you want to keep one for yourself) 6 1/2" unfinished blocks in a Christmas motif, horizontal setting (not on-point), for exchange. Blocks must be made of cotton. Put your name in a margin on the back of each.

Put the blocks in a quart sized (or larger) plastic zipper bag with your name on it permanent marker preferred. Blocks will be distributed based on degree of difficulty. Example: hand appliquéd block/ mariner's star are far more difficult than a square in a square, shoofly, friendship star, etc. Blocks made on an embroidery machine will be counted as average unless degree of difficulty is exceptional.

Not Accepted - Blocks smaller than 6 1/2" unfinished, 4 or 9 patch blocks. Extensive use of synthetics, felt, flannel (these are acceptable for embellishment only).

Permitted: Embellishments, fusing for adhering motif- but must be stitched down. You may do more than one set.

Blocks will be accepted beginning at the September meeting through the November 16th meeting. After that, we arranged for a drop off point at Heirloom Quilts until 8 December or you can always mail them - but they must get to us by December 8th. The blocks will be distributed at the Christmas party on 14 December. If you do not attend the Christmas party, we will bring them to the January 2011 meeting.

THE NEW AND EXPERIMENTAL 12 INCH (12 1/2 INCH UNFINISHED) COORDINATED CHRISTMAS BLOCK EXCHANGE *Merry Maggie and Christmas Carol*

We have 15 members participating. Thank you for giving this a try and your overwhelming support for doing something a bit different. Concept: One or two fabrics have been selected from the various Kitsap Quilt shops. You must use at least two of the selected fabrics (you may use more of them, or all of them, if you so desire). You may also add one additional fabric of your own choosing as long as it blends well with the rest. Make twelve 12 1/2" (unfinished) blocks - same pattern. Turn in 11 of those, keeping 1 for yourself. Get back 11 from other members. Deadlines are the same as for the 6 1/2 inch blocks - turn in by the November 16th meeting - or at the drop off location not later than 8 December. We'll redistribute at the party on 14 December, or at the January meeting if you don't make it to the party. You end up with 12 blocks. You may turn it into a small lap size, wall hanging, or a couple of table runners. We needed at least 12 members to sign up and make a commitment to finish them to make this work. If this is successful, perhaps we'll do it again next year.

SUNSHINE AND SHADOWS

by Deanie Willman

If you need any kind of a card sent, birthday, sympathy, get well or congratulations, email me at deaniedollquilts@aol.com



Wonderland Retreats

in Poulsbo and Kingston, Washington

Quilt and craft retreat houses for small groups

For reservations and additional information

Call: Laurie Bevan, 360-830-9383

Email: labquilt@wonderland-retreats.com

Visit: www.wonderlandretreats.com

We look forward to having you as our guest!

**If you would like to advertise in our newsletter the rates are as follows:
Business card size per month \$5/members or \$15/non-members. Please email your advertisement to the editor, kaareje@msn.com.**

Newsletter Deadline: 5th of each month except for November and December

Advertising: Business card size per month = \$5/members \$15/non-members
Contact the editor for more information

Web page: <http://www.kitsapquilters.com>



*Olallaberry Farm
Quilt Design Studio*

Jody L. Whalen
P. O. Box 1173
Olalla, WA 98359
(253) 858-5581
jlwhalen@centurytel.net
www.olallaberryfarm.com

**Professional Longarm
Quilting**

RESOURCES FOR YOU!



*Come quilt in the country at
Quilter's Cottage
A new retreat now open in Poulsbo*

*For Reservations and Information
Call 360.710-5536*

www.poulsboquiltretreat.com

Email: quiltercottage@aol.com

Rainy Day Quilts

12 years and still quilting

Thanks to you

AND

You will find a 50+ bolt selection of
wide backs in prints or solids at

www.Rainydayquilts.com

360-297-5115

La Conner Quilt & Textile Museum, 703 South 2nd St., PO Box 1270, La Conner, WA 98257. General Museum admission is \$5.00 per person, members and children under 12, free. Call or check our website for complete details: 360-466-4288 or www.laconnerquilts.com

- **Exhibits:** Sept 29-Dec 31 "**Double Take**" with Helen Remick & Janet Kurjan. (Talk and Tour by Kurjan Oct 23.) & "**Constructed Inquiries: Tapestries**" by Linda Rees and Carolyn Price Dyer (Artist reception & Tour Oct 9.)
- "**Scientist to Artist**" Oct 23, 1-3. Janet Kurjan Lecture & Tour of exhibit.
- **Ghosts of Gaches Gala;** Sat, Oct 30, 7-10pm. Join in the fun at a costume party benefitting the Capital Campaign to restore the Gaches Mansion, housing the La Conner Quilt & Textile Museum. Live music by Trish Hatley.
- **Diane Marie Chaudiere** at *Art's Alive!* featured artist at the Quilt Museum Nov 5-7. Reception Nov 5, 6-9pm. Demos Nov 6, 12-3pm.
- **Yoyo Quilt Design & Drafting Workshop**, with Helen Remick: Nov 8, 10-2 includes lunch & private exhibit tour.



OCTOBER 2010

COMING SOON....Fun Quilt Events

PACIFIC INTERNATIONAL QUILT FESTIVAL XIX OCTOBER 14 - 17, 2010 SANTA CLARA, CALIFORNIA

ANNUAL WESTSOUND QUILTER'S SHOW - OCTOBER 22-24, 2010,
Friday & Saturday 10-5 • Sunday 10-4
Kitsap County Fairgrounds, Presidents Hall – Bremerton, WA

CLARK COUNTY QUILTER'S QUILT SHOW
"QUILTING THROUGH TIME WITH THE VARIABLE STARTS"
October 24-26 at the HH Hall Building, 10000 NE 7th Ave, Vancouver, Washington
www.clarkcountyquilters.org

POLITICS AND BEDCOVERS: AMERICAN QUILTS AND TEXTILES
Aug 11 thru Nov 7 at the White River Valley Museum, 918 H Street SE,
Auburn, WA www.wrvmuseum.org

PACIFIC WEST QUILT SHOW (FORMERLY APNQ) AUGUST 26-28, 2011
GREATER TACOMA CONVENTION AND TRADE CENTER

Newsletter Notice...

Unless you've given us instructions to the contrary, we will send you an e-mail when the newsletter is posted on the website so you can view it there. If you would prefer to receive your newsletter by mail, just let us know.

Newsletter Deadline: 5TH of each month except for November and December

Elaine Kaare, Newsletter Editor,
kaareje@msn.com or 360-301-4702
Bobbi Wodtli, Web site, bwodtli@centurytel.net or
360-297-3754

Kitsap Quilters
P O Box 714
Poulsbo WA 98370

Mailing address here